



Thank you for downloading our free sample!

This activity was made to use with our March preschool lesson plans. You can view our [preschool curriculum lesson plans](http://www.adaycare.com/March.html) from <http://www.adaycare.com/March.html> or our [toddler lesson plans](http://www.adaycare.com/Marcht.html) <http://www.adaycare.com/Marcht.html>

Copyright and terms of use: All of our materials, lesson plans, books, worksheets, coloring pages, activity pages, etc., are owned by adaycare.com we own the rights to all of the materials.

We allow you to use the materials in your home, daycare or preschool just like when you purchase a book at the store, you don't own the right to the pictures, activities and ideas in that book but you are allowed to use it in your home or in your place of business, the same goes with our materials.

Please note: Do not place any of our materials on your website without our written permission. Please care and do not share our work.

No part of this publication may be reproduced, stored in a retrieval system or transmitted in any form by any means, electronic, mechanical, photocopying, recording or otherwise, without the prior written permission of the copyright owner.

Federal copyright laws prohibit the reproduction, distribution, public performance, or public display of copyrighted materials without the written permission of the copyright owner.

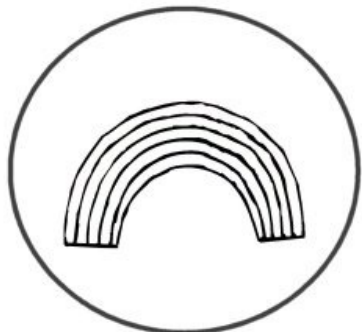
We know most of the people who use our materials, won't abuse our copyright, but for the one or two who are thinking about it, please be nice and don't share our work, as you probably know it is illegal to do so and once caught could be prosecuted, yes, even for free stuff.

Thank you for your cooperation! We appreciate it!

Save ink - This page doesn't need to be printed.

Lucky Charms

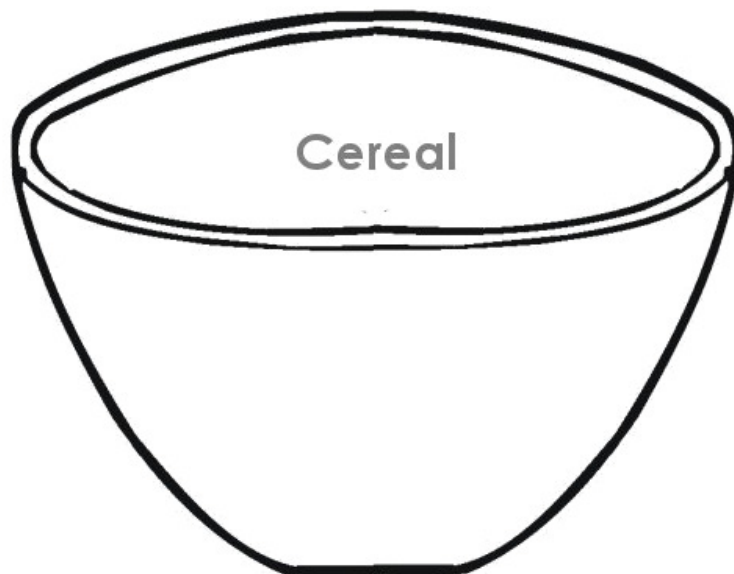
Sorting Mat



Rainbows



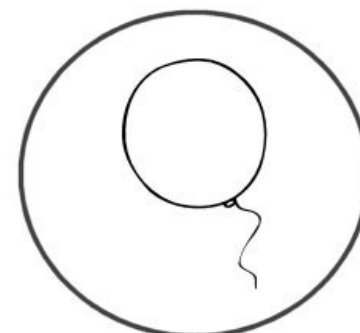
Pink Hearts



Cereal



Shooting Stars




Red Balloons


www adaycare.com




Purple Horseshoes



Four Leaf Clover



Blue Moons



Pots of Gold

Lucky Charms Directions

This mat was designed to be used during our St. Patrick's Day lesson plans. What a fun science activity for your preschool, pre-k or kindergarten students.

They can also use the lucky charms for patterns, counting, and graphing.

You will need:

Lucky Charms Cereal(one big hand full for each child)

White cardstock paper

One lucky charms sorting mat for each student.

You may want to laminate these after or place them into plastic sheet protectors.

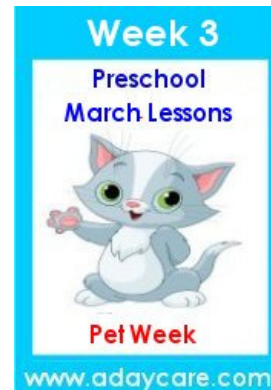
To Begin:

First have lots of fun sorting and eating!

Have the children sort the Lucky Charms cereal and marshmallows.

Have them place the cereal into the bowl and the marshmallow pieces onto the circles by matching up the shapes.

We hope your class loved this activity as much as we enjoyed making it.



We hope you enjoyed our free printable activity from <http://www.adaycare.com/sample.html>

If you enjoyed our free book then you will love our March preschool curriculum which is broken down into 4 weekly themes, see the four weeks of themed lesson plans shown above or visit us at <http://www.adaycare.com/March.html>

Our lesson plans include circle time, words to songs, rhymes, crafts, numbers, letters, shapes, colors, fine motor activities, math, science, gross motor movement activities, pre-reading, early literacy and much more!

We offer lots of "hand on activities" with no printable pages plus we provide all the printable pages you will need to complete the lessons such as worksheets, printable games, printable puppets, printable crafts, etc.

We also have infant, young toddler and toddler monthly curriculums with theme based lesson plans on our website, these are sold separately.

Our March preschool curriculum is made for children between the ages of 2.5 to 6 years; get the entire month of March for the low price of \$15.00 as a download or \$25.00 on a CD.

copyright www.adaycare.com – all rights reserved